

## The Art and Science of Drawing

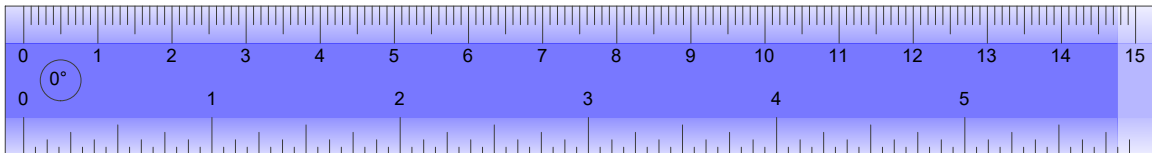
### Key terms:

right angle = 90 degrees = perpendicular

parallel = same direction/steepness

Rulers have the ability to measure, make parallel lines, and perpendicular lines.

centimeters (cm)

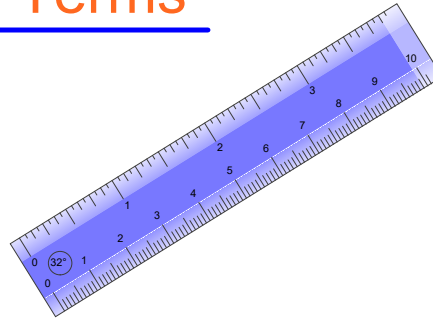


inches (in)

On the blank page provided, we are going to create the following reference page.

## Drawing Terms

parallel = same direction/steepness

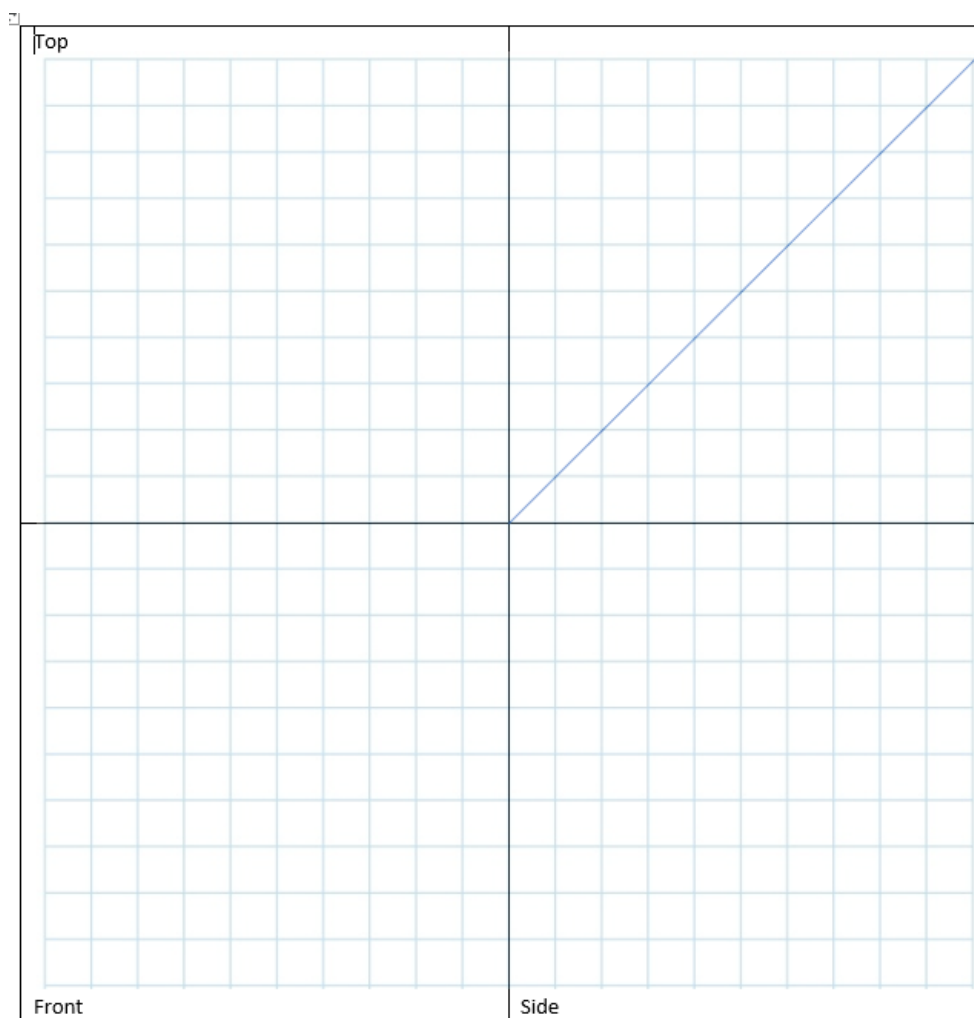


right angle = 90 degrees = perpendicular

### "3 - 4 - 5" - Right Triangle

- Draw a 3cm line, followed by a perpendicular 4cm line at the end
- join the ends of those two lines and measure

## Orthographic Projection (sounds scary)



We will start with three pop cubes and move to more challenging setups from there.

# Isometric Diagram (30 degrees - 3D)

